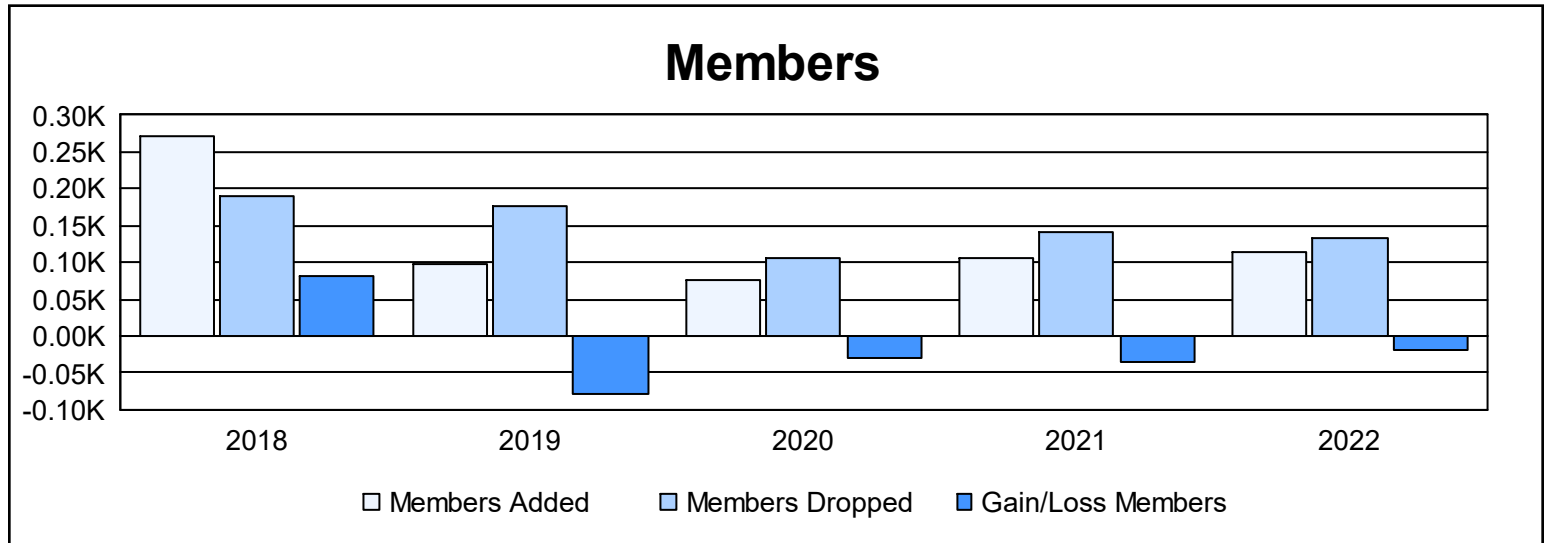
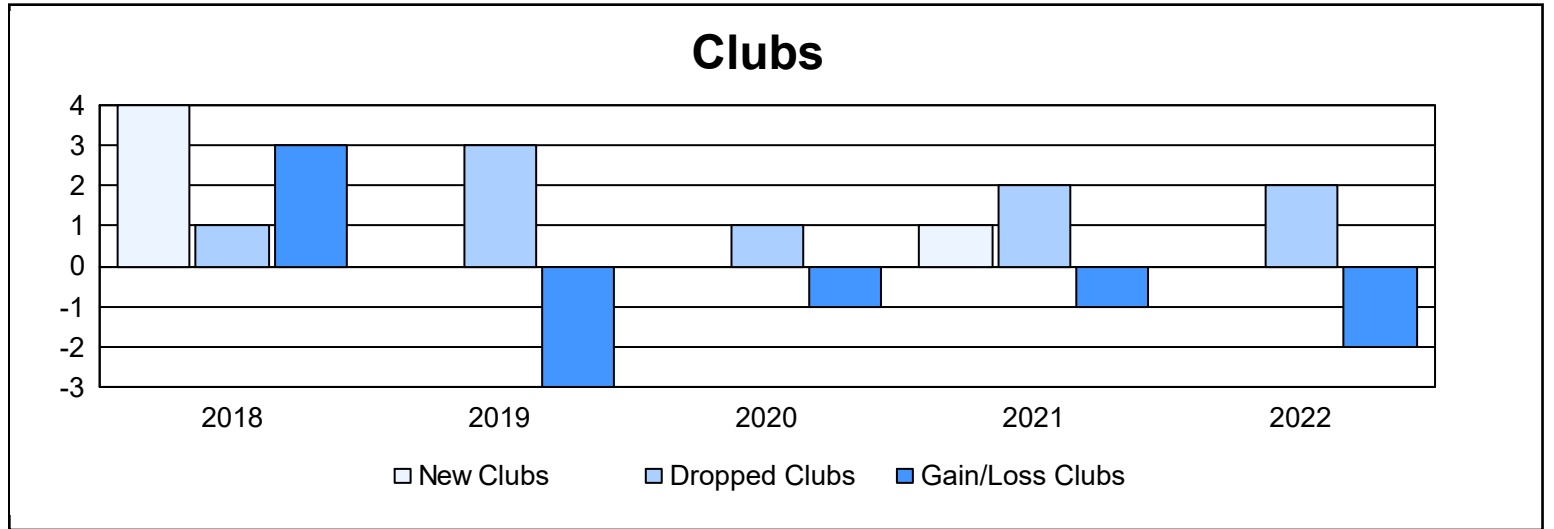
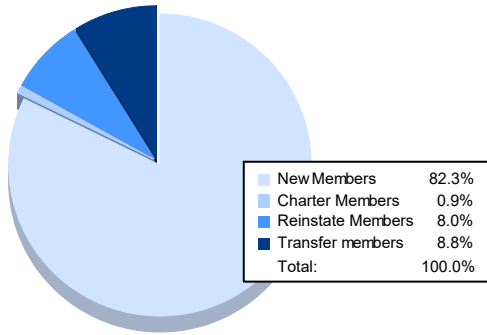


Year	New Clubs	Dropped Clubs	Gain/ Loss Clubs	New Members	Charter Members	Reinstate Members	Transfer Members	Total Member Added	Total Members Dropped	Gain/ Loss Members
2017-2018	4	1	3	143	116	6	6	271	189	82
2018-2019	0	3	-3	86	3	4	5	98	177	-79
2019-2020	0	1	-1	66	1	8	0	75	106	-31
2020-2021	1	2	-1	77	24	1	5	107	141	-34
2021-2022	0	2	-2	93	1	9	10	113	132	-19
<b>Average</b>	<b>1</b>	<b>2</b>	<b>-1</b>	<b>93</b>	<b>29</b>	<b>6</b>	<b>5</b>	<b>133</b>	<b>149</b>	<b>-16</b>



### Membership Composition June 2022 Cumulative



### Gender Composition June 2022 Cumulative

